

**MANUFACTURER'S WARRANTY**

*Manufacturer's guarantee only applies on items that are defective in normal use-conditions. It applies during one year after the purchase date. If any items are defective, it has to be returned to ERDE SAS with purchase proof after having received an explicit agreement of ERDE. Any non-authorized returns would not be acceptable. Postage costs of return have to be paid by the customer. These costs would be paid back if the manufacturer's guarantee is involved.*

# ASSEMBLY AND USE INSTRUCTIONS

## ERDÉ TRAILER - MODEL

▪ 234 x 4.1



### *Equipments available as options*

High trailer cover  
with frame 60 cm



High trailer cover  
for mesh sides



High trailer cover  
with frame 30 cm



Flat soft cover



ABS hard top cover



Jockey wheel Ø 200



Mesh sides



Side height extensions



Universal load bars



Load bars for  
hard top cover



Spare wheel  
with or without carrier



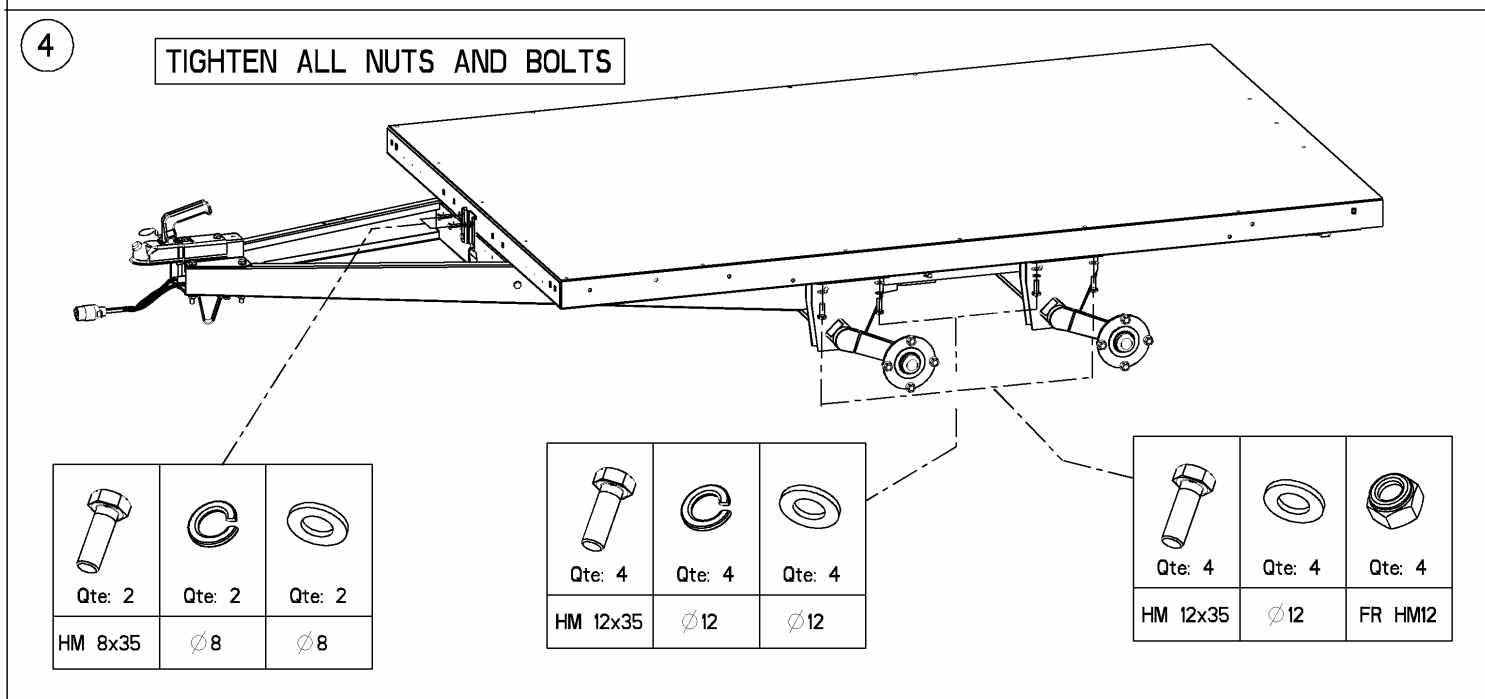
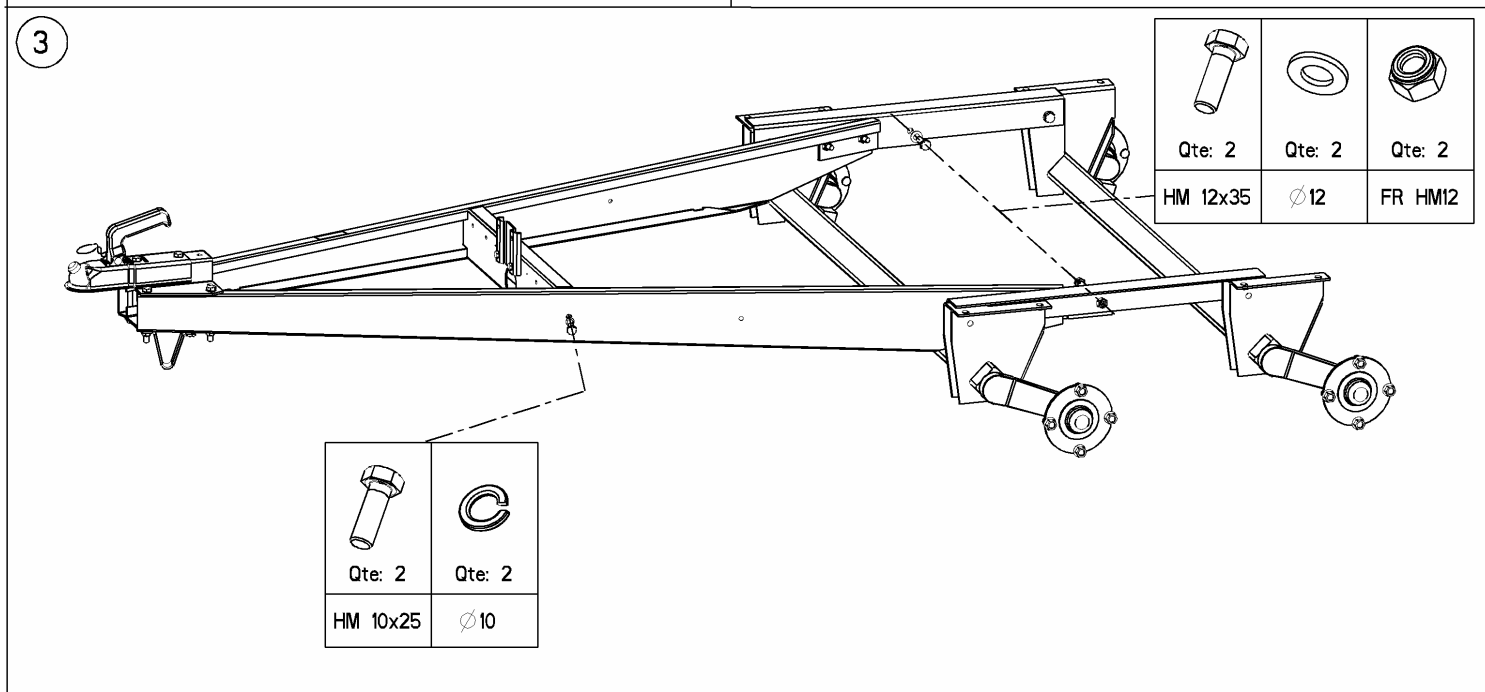
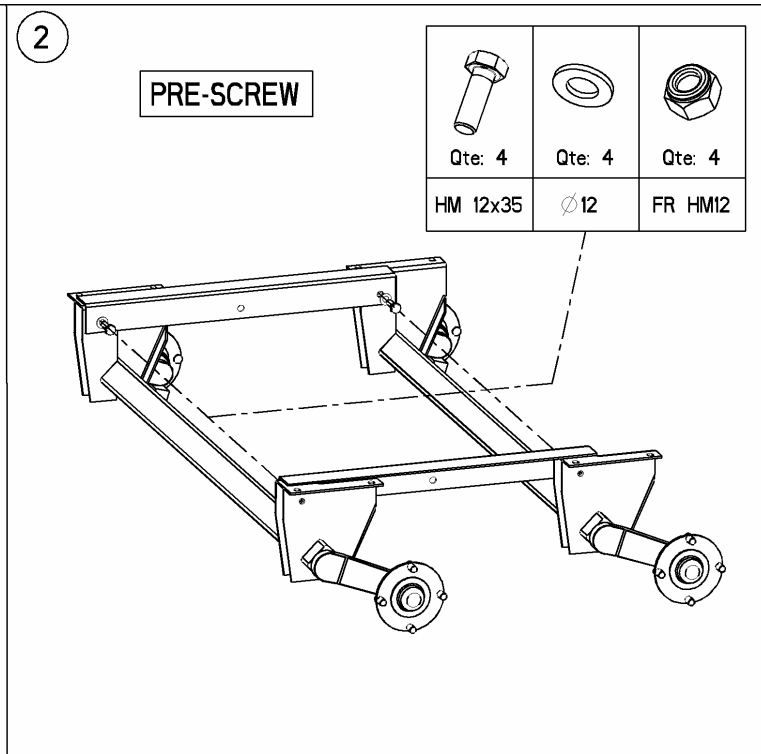
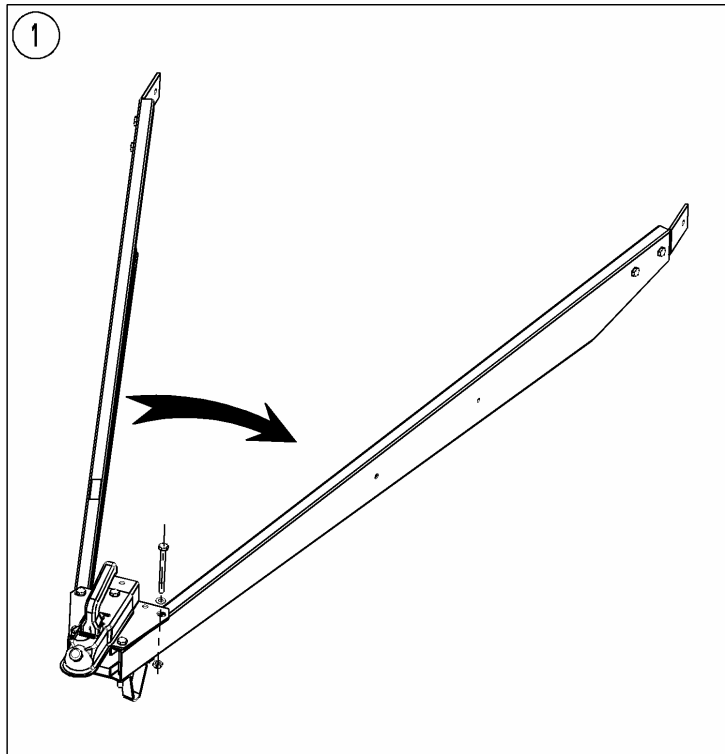
Coupling lock



Hydraulic shock  
absorber kit



**ERDÉ**  
you move, so do we !



5

DOMED END AGAINST THE RIM



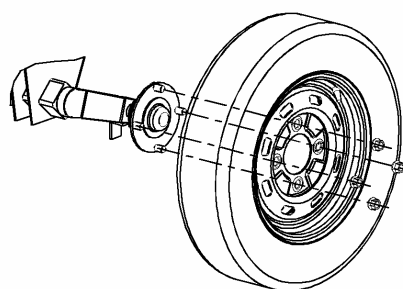
Qty: 16

WHEEL  
BOLTS

OU



Qty: 16

WHEEL  
NUTS

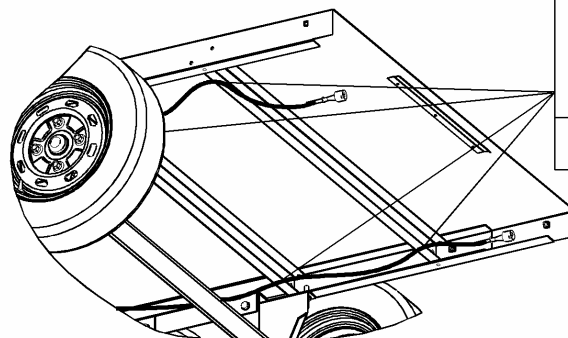
6

CLIP THE LIGHT BEAM




Qty: 4

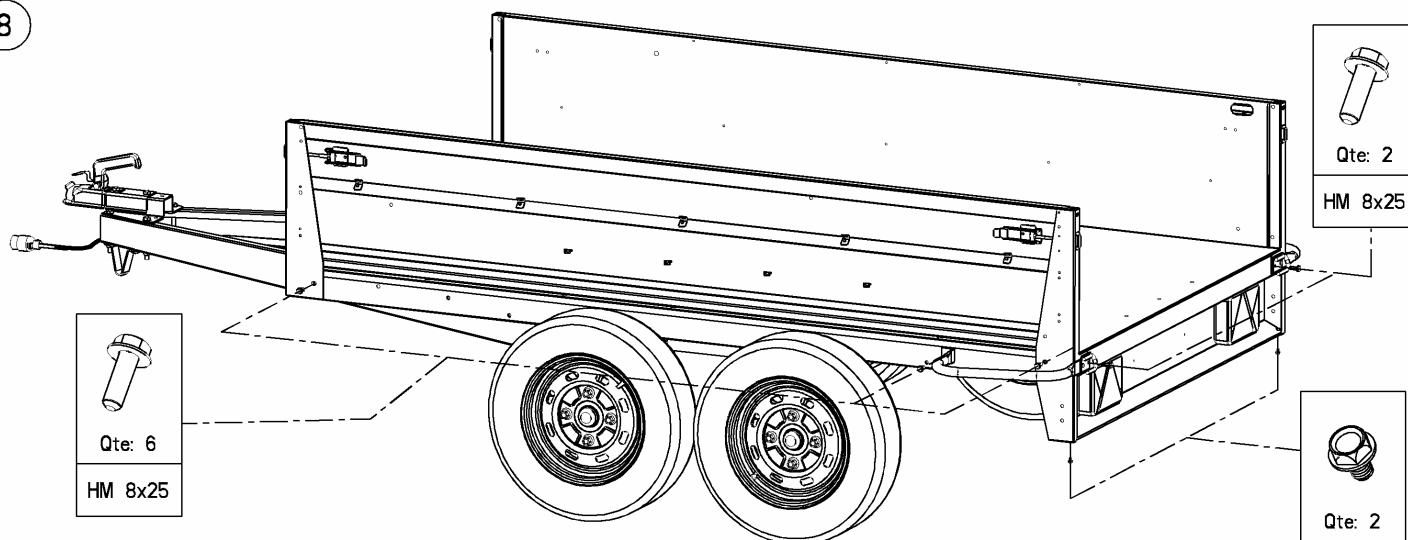
CLIP



7



8



Qty: 2

HM 8x25



Qty: 6

HM 8x25



Qty: 2

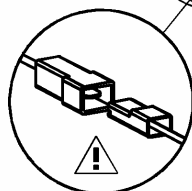
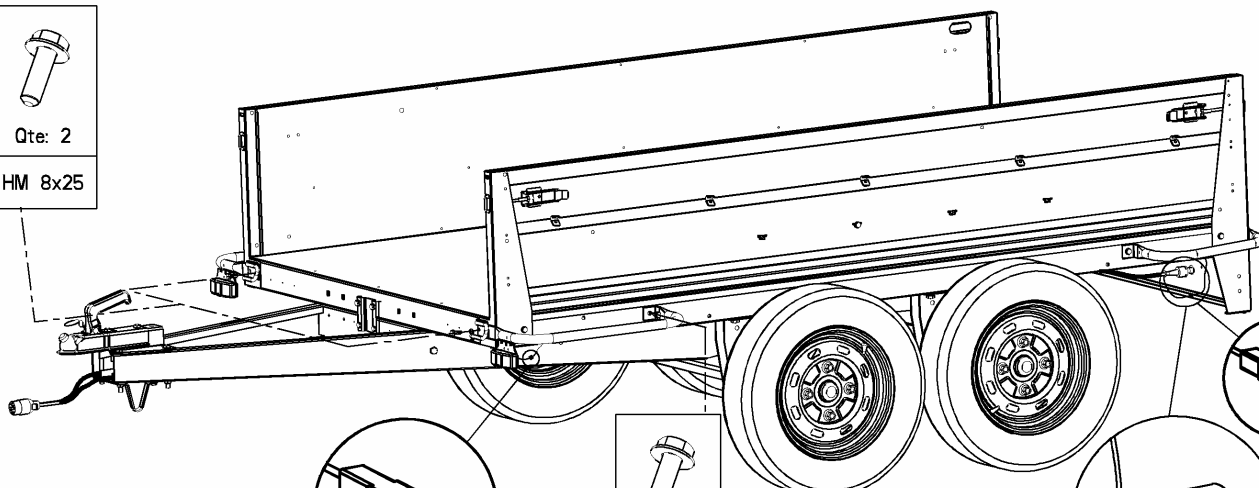
HM 6x12

9



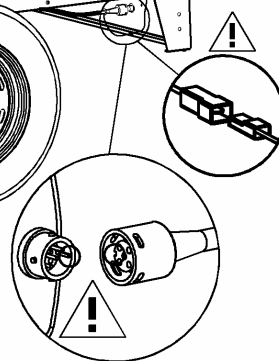
Qty: 2

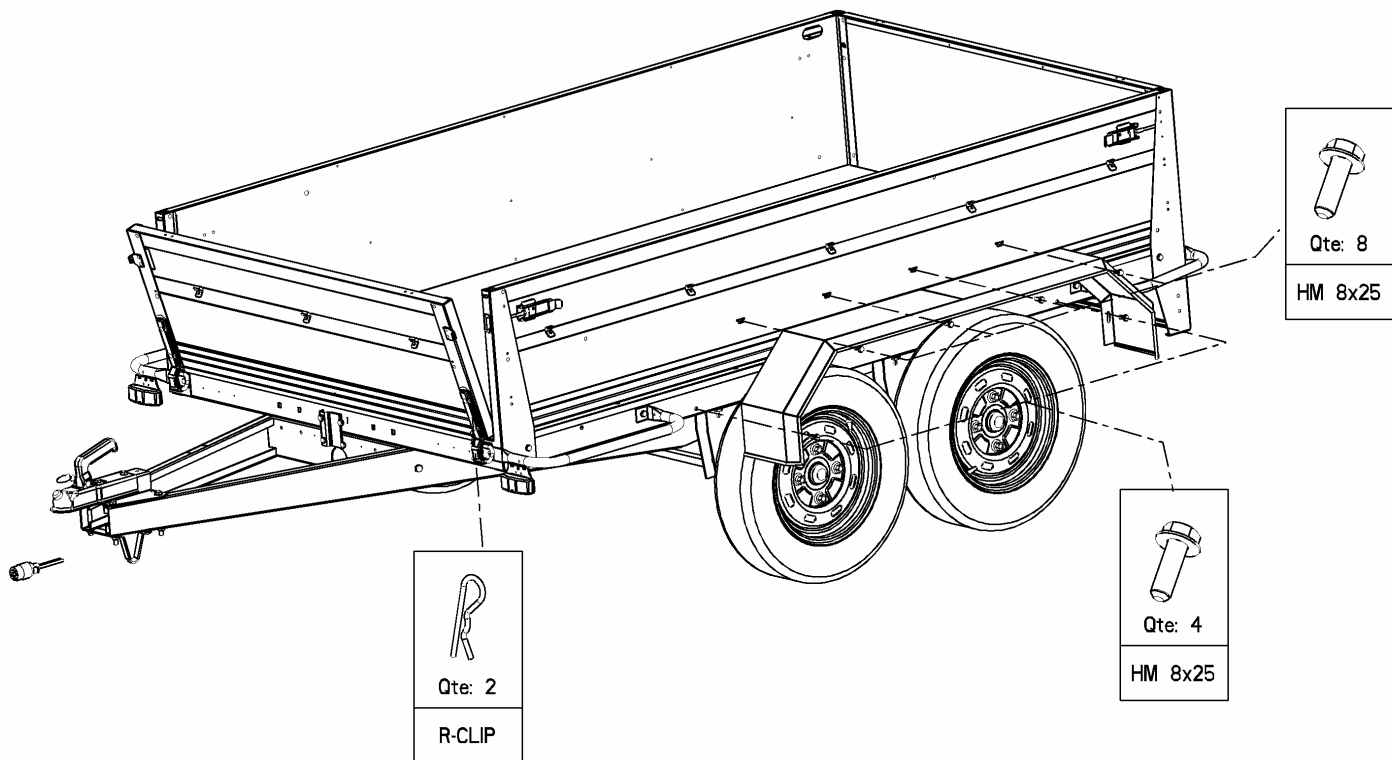
HM 8x25



Qty: 2

HM 8x25





**TIGHTEN FIRMLY ALL WHEEL NUTS  
AND ALL OTHER NUTS AND BOLTS**

## TRAILERS - USE AND MAINTENANCE

### 1 – COUPLING

On the drawbar : all trailers are equipped with a 50mm ball coupling with safety catch, which prevents the trailer becoming detached.

#### COUPLING AND UNCOUPLING OF TRAILER:

Proceed as follows : lift the end of the handle attaching the coupling to the tow ball, operating at the same time the locking trigger on the handle.

Option: It is possible to install an anti theft device that locks the coupling and provides added security.

On the car: towing brackets of a recognised standard should be fitted.

### 2 – MAINTENANCE

**AFTER THE FIRST 60 MILES ? CHECK THE TIGHTNESS OF ALL  
NUTS/BOLTS OF THE FOLLOWING MAIN PARTS**

\* WHEELS \* AXLE \* DRAWBAR \* COUPLING HEAD  
\* MUDGUARDS \* LIGHTING

### 3 - HUBS

The wheel hubs including bearing are pregreased for life. No greasing needs to be done.

### 4 – ELECTRICAL CONNECTIONS

The electrical fittings are based on the European standards system equivalent BS 149A:

- Contact Block N°1 – Left indicator ( yellow or orange wire)
- Contact Block N°2 – Fog lamp ( blue wire)
- Contact Block N°3 – Earth ( white wire)
- Contact Block N°4 – Right indicator ( green or violet wire)
- Contact Block N°5 – Right tail + N° plate lights ( brown wire)
- Contact Block N°6 – Stop lights ( red wire)
- Contact Block N°7 – Left tail + N° plate lights (black wire)

### 5 – TYRE PRESSURE

Inflation pressure should be checked regularly to avoid any risk of abnormal wear and punctures.

350x8 wheel: 2,5 bar/36 LBS per SQ inch  
400/480x8 wheel: 2,5 bar/36 LBS per SQ inch  
400x10 wheel: 3,5 bar/50 LBS per SQ inch  
500x10 wheel: 3,5 bar/50 LBS per SQ inch  
135x13 wheel: 2,5 bar/36 LBS per SQ inch  
145x13 wheel: 2,5 bar/36 LBS per SQ inch  
185x13 wheel: 2,5 bar/36 LBS per SQ inch

If heavily loaded, or for long trips, it is necessary to increase tyre pressure by 0,50 bars.

### 6 – LOADING

All loads should be evenly spread. For your own safety it is important that the trailer is not over loaded. The suspension units and tyres are designed to carry the following maximum weights.

**It is an offence to load the trailer  
to more than its marked gross weight.**

### 7 – SOME ADVICE

Before use, check:

- \* Tyre pressure
- \* Lighting
- \* Coupling
- \* If load is well tightened
- \* Registration plate: the number plate of the trailer must be identical to the towing vehicle.
- \* Never carry anybody in your trailer

#### How to maintain your trailer ?

You should wash your trailer regularly, particularly after having carried dirty material and after having driven on salty roads that are treated against snow.